

EXERCISE 1

I WAS ING

a. Listen: Was.

- Say **was**. (Tap.) *Was.*

Repeat step a until firm.

b. Say, was sitting. (Tap 2.) *Was sitting.*

- Say, was standing. (Tap 2.) *Was standing.*

- Say, was walking. (Tap 2.) *Was walking.*

c. Say: I was standing. (Tap 3.) *I was standing.*

- Say: I was walking. (Tap 3.) *I was walking.*

- Say: I was sitting. (Tap 3.) *I was sitting.*

Repeat steps b and c until firm.

d. (Sit down.) My turn: I am sitting.

- (Stand up.) My turn: I **was** sitting.

e. (Sit down.) I am sitting.

Say it with me. (Tap 3.) *I am sitting.*

- (Stand up.) I **was** sitting.

Say it with me. (Tap 3.) *I was sitting.*

Repeat step e until firm.

f. My turn: I am standing.

- (Sit down.) I **was** standing.

g. Stand up. (Stand up with students.)

- I am standing.

Say it with me. (Tap 3.) *I am standing.*

h. Sit down. (Sit down with students.)

- I **was** standing.

Say it with me. (Tap 3.) *I was standing.*

Repeat steps g and h until firm.

i. Wave. (Wave with students.)

- I am waving.

Say it with me. (Tap 3.) *I am waving.*

j. Stop. (Stop waving and prompt students to stop waving.)

- I **was** waving.

Say it with me. (Tap 3.) *I was waving.*

Repeat steps i and j until firm.

k. Your turn: Wave. ✓

Say the whole thing about I **am**. (Tap 3.)

I am waving.

- Stop. (Prompt students to stop waving.)
Say the whole thing about I **was**. (Tap 3.)
I was waving.

l. Smile. ✓

Say the whole thing about I **am**. (Tap 3.)

I am smiling.

- Stop. (Prompt students to stop smiling.)
Say the whole thing about I **was**. (Tap 3.)

I was smiling.

Repeat steps k and l until firm.

m. Stand up. (Stand.)

Say the whole thing about I **am**. (Tap 3.)

I am standing.

- Sit down. (Sit.)

Say the whole thing about I **was**. (Tap 3.)

I was standing.

n. Are you standing now? (Tap.) *No.*

Repeat step m and n until firm.

EXERCISE 2

THESE ARE [NOT] S

2



a. (Point to a hand.) What is this? (Tap 2.) *A hand.*

b. (Point to hands.)

- What are these? (Tap.) *Hands.*

Say the whole thing. (Tap 3.) *These are hands.*

- Are these doors? (Tap.) *No.*

Say the whole thing. (Tap 4.) *These are not doors.*

- What are these? (Tap.) *Hands.*

Repeat steps a and b until firm.

c. (Point to a hand.) What is this? (Tap 2.) *A hand.*

Say the whole thing. (Tap 4.) *This is a hand.*

Repeat step c until firm.

d. Count the hands. (Touch each hand as students count:) *1, 2, 3.*

- How many hands? (Tap.) *Three.*

e. Are these four hands? (Tap.) *No.*

- Are these three hands? (Tap.) *Yes.*

- Are these two hands? (Tap.) *No.*

Repeat steps d and e until firm.

Lesson 9

EXERCISE 3

I AM NOT ING

- a. Say: I am not eating. (Tap 4.) *I am not eating.*
 - Are you eating? (Tap.) *No.*
Say the whole thing. (Tap 4.) *I am not eating.*
 - Are you walking? (Tap.) *No.*
Say the whole thing. (Tap 4.) *I am not walking.*
- b. Are you sitting? (Tap.) *Yes.*
Say the whole thing. (Tap 3.) *I am sitting.*
- Are you learning English? (Tap.) *Yes.*
Say the whole thing. (Tap 4.) *I am learning English.*
- c. Are you swimming? (Tap.) *No.*
Say the whole thing. (Tap 4.) *I am not swimming.*

Repeat steps a through c until firm.

- e. (Point to house.) *Is this a coat?* (Tap.) *No.*
Say the whole thing. (Tap 5.) *This is not a coat.*
- *What is this?* (Tap 2.) *A house.*
Say the whole thing. (Tap 4.) *This is a house.*

Repeat step e until firm.

- f. (Point to coat.) *Is this a house?* (Tap.) *No.*
 - *Is this a door?* (Tap.) *No.*
 - *Is this a coat?* (Tap.) *Yes.*
Say the whole thing. (Tap 4.) *This is a coat.*
- g. (Point to door.) *Is this a coat?* (Tap.) *No.*
 - *What is this?* (Tap 2.) *A door.*
- h. (Point to coat.) *What is this?* (Tap 2.) *A coat.*
 - (Point to house.) *What is this?* (Tap 2.) *A house.*

Repeat steps f through h until firm.

EXERCISE 4

HOUSE COAT DOOR



4

house

coat

- a. (Point to word **house**.) *This word is house.*
Say house with me. (Tap.) *House.*
 - Your turn: Say **house**. (Tap.) *House.*

Repeat step a until firm.

- b. (Point to word **coat**.) *This word is coat.*
Say coat with me. (Tap.) *Coat.*
 - Your turn: Say **coat**. (Tap.) *Coat.*

Repeat step b until firm.

- c. (Point to picture of house.) *This is a house.*
 - *What is this?* (Tap 2.) *A house.*
Say the whole thing. (Tap 4.) *This is a house.*

- d. (Point to picture of coat.) *This is a coat.*
 - *What is this?* (Tap 2.) *A coat.*
Say the whole thing. (Tap 4.) *This is a coat.*

Repeat steps c and d until firm.

- i. (Point to coat.) *Is this a chair?* (Tap.) *No.*
Say the whole thing. (Tap 5.) *This is not a chair.*
 - (Point to door.) *Is this a door?* (Tap.) *Yes.*
Say the whole thing. (Tap 4.) *This is a door.*

Repeat step i until firm.

- j. *I will touch these things. Tell me what I touch.*
- k. (Touch house.) *What am I touching?* (Tap 2.) *A house.*
Say the whole thing about what I am touching. (Tap 5.) *You are touching a house.*
 - (Touch door.) *What am I touching?* (Tap 2.) *A door.*
Say the whole thing about what I am touching. (Tap 5.) *You are touching a door.*
 - (Touch coat.) *What am I touching?* (Tap 2.) *A coat.*
Say the whole thing about what I am touching. (Tap 5.) *You are touching a coat.*

Repeat steps j and k until firm.

- l. *Touch your hand.* ✓
 - *What are you doing?* (Tap 3.) *Touching my hand.*
Say the whole thing. (Tap 5.) *I am touching my hand.*
- m. *Touch a chair.* ✓
 - *What are you doing?* (Tap 3.) *Touching a chair.*
Say the whole thing. (Tap 5.) *I am touching a chair.*

Repeat steps l and m until firm.

EXERCISE 5 THE IS ING TO

5



- a. (Point to picture.) My turn: What is the man doing? Riding a motorcycle.
 • (Point to boy.) What is the boy doing? Riding a bicycle.

- b. Your turn: What is the man doing? (Tap 3.) *Riding a motorcycle.*
 • What is the boy doing? (Tap 3.) *Riding a bicycle.*
 • Who is riding a motorcycle? (Tap 2.) *The man.*

Repeat step b until firm.

- c. Is the man **learning to ride** a motorcycle? (Tap.) *No.*
 • Is the boy learning to ride a bicycle? (Tap.) *No.*
 • Who is learning to ride a bicycle? (Tap 2.) *The girl.*

- d. My turn: What is the girl learning? To ride a bicycle.
 • Your turn: What is the girl learning? (Tap 4.) *To ride a bicycle.*
 • Yes, the girl is learning to ride a bicycle. Say the whole thing. (Tap 8.) *The girl is learning to ride a bicycle.*

Repeat steps c and d until firm.

- e. Who is teaching the girl to ride a bicycle? (Tap 2.) *The woman.*
 • Yes, the woman is teaching the girl. Say the whole thing. (Tap 6.) *The woman is teaching the girl.*

Repeat step e until firm.

- f. Is the woman teaching the man? (Tap.) *No.*
 • Who is the woman teaching? (Tap 2.) *The girl.*
 • Who is learning to ride a bicycle? (Tap 2.) *The girl.*
 Say the whole thing about what the girl is learning. (Tap 8.) *The girl is learning to ride a bicycle.*

Repeat step f until firm.

- g. Who is teaching the girl? (Tap 2.) *The woman.*
 Say the whole thing. (Tap 5.) *The woman is teaching the girl.*

Repeat step g until firm.

- h. Listen: The woman is teaching the girl to ride a bicycle.
 • Say the whole thing with me. (Tap 10.) *The woman is teaching the girl to ride a bicycle.*
 • Your turn: Say the whole thing about what the woman is teaching. (Tap 10.) *The woman is teaching the girl to ride a bicycle.*

Repeat step h until firm.

- i. The girl is **learning** to ride a bicycle. The woman is **teaching** the girl to ride a bicycle.

INDIVIDUAL TURNS

(Call on several students to do one of the steps, f or g.)

EXERCISE 6 BOATS

6



- a. Listen: Boat.
 • Say **boat**. (Tap.) *Boat.*

Repeat step a until firm.

- b. (Point to a boat.) *This is a boat.*
 • What is this? (Tap 2.) *A boat.*
 c. (Point to boats.) *These are boats.*
 • What are these? (Tap.) *Boats.*
 Say the whole thing. (Tap 3.) *These are boats.*
 d. (Point to a boat.) *What is this?* (Tap 2.) *A boat.*
 Say the whole thing. (Tap 4.) *This is a boat.*

Repeat steps b through d until firm.

- e. (Point to boats.) *Count the boats.*
 • (Touch each boat as students count:) *1, 2.*
 • How many boats? (Tap.) *Two.*

Repeat step e until firm.

EXERCISE 7 THIS IS NOT ING

7



- a. (Point to woman swimming.) **What is this?**
(Tap 2.) **A woman.**
- Is this woman walking? (Tap.) **No.**
 - Is this woman swimming? (Tap.) **Yes.**
 - What is the woman doing? (Tap.) **Swimming.**
Say the whole thing about the woman.
(Tap 4.) **The woman is swimming.**

Repeat step a until firm.

- b. (Point to woman walking.) **What is this?**
(Tap 2.) **A woman.**
- What is the woman doing? (Tap.) **Walking.**
Say the whole thing about the woman.
(Tap 4.) **The woman is walking.**

Repeat step b until firm.

- c. (Point to woman running.) **What is this?**
(Tap 2.) **A woman.**
- What is this woman doing? (Tap.) **Running.**
Say the whole thing about this woman.
(Tap 4.) **This woman is running.**
 - Is this woman swimming? (Tap.) **No.**
 - My turn: Say the whole thing: This woman is not swimming.
 - Your turn: Say the whole thing about this woman. (Tap 5.) **This woman is not swimming.**

Repeat steps c and d until firm.

- e. (Point to woman running.)
- Is this woman waving? (Tap.) **No.**
Say the whole thing. (Tap 5.) **This woman is not waving.**
 - Is this woman walking? (Tap.) **No.**
Say the whole thing. (Tap 5.) **This woman is not walking.**
 - Is this woman running? (Tap.) **Yes.**
Say the whole thing. (Tap 4.) **This woman is running.**
- f. (Point to woman swimming.) **Is this woman swimming?** (Tap.) **Yes.**
Say the whole thing. (Tap 4.) **This woman is swimming.**

Repeat steps e and f until firm.

EXERCISE 8 THIS VEHICLE IS A

8

vehicle



- a. (Point to boat.) **Is this a boat?** (Tap.) **Yes.**
Say the whole thing. (Tap 4.) **This is a boat.**
- b. Your turn to say the names. (Touch each object as students say:) **Boat, bus, car, motorcycle, bicycle.**
- Repeat steps a and b until firm.
- c. (Point to word **vehicle**.) **This word is vehicle.**
- Say **vvveee**. (Tap.) **Vvveee.**
- Repeat step c until firm.
- d. Say **ickle**. (Tap.) **Ickle.**
- Repeat step d until firm.
- e. Say, **vee-ickle**. (Tap 2.) **Vee-ickle.**
- Say **vehicle** with me. (Tap.) **Vehicle.**
 - Your turn: Say **vehicle**. (Tap.) **Vehicle.**
- Repeat step e until firm.

- f. (Point to each vehicle and say:) **This is a vehicle.**
- g. (Point to bus.) **My turn: Is this a vehicle?** **Yes.**
- Your turn: **Is this a vehicle?** (Tap.) **Yes.**
Say the whole thing. (Tap 4.) **This is a vehicle.**
- h. (Point to car.) **Is this a vehicle?** (Tap.) **Yes.**
Say the whole thing. (Tap 4.) **This is a vehicle.**
- i. Listen: This vehicle is a car.
- Say the whole thing with me. (Tap 5.) **This vehicle is a car.**
 - Your turn: Say the whole thing. (Tap 5.) **This vehicle is a car.**


Repeat steps f through h until firm.

- i. (Point to motorcycle.) **My turn:** What kind of vehicle is this? A motorcycle.
 • **Your turn:** What kind of vehicle is this? (Tap 2.) *A motorcycle.*
 • Yes, this vehicle is a motorcycle.
 Say the whole thing. (Tap 5.) *This vehicle is a motorcycle.*
 Repeat step i until firm.

- j. (Point to bus.) What kind of vehicle is this? (Tap 2.) *A bus.*
 • Yes, this vehicle is a bus.
 Say the whole thing. (Tap 5.) *This vehicle is a bus.*
 k. (Point to bicycle.) What kind of vehicle is this? (Tap 2.) *A bicycle.*
 • Yes, this vehicle is a bicycle.
 Say the whole thing. (Tap 5.) *This vehicle is a bicycle.*
 Repeat steps j and k until firm.

- l. (Point to bicycle.) Is this vehicle a motorcycle? (Tap.) *No.*
 • This vehicle is not a motorcycle.
 • **Your turn:** Say, not a motorcycle. (Tap 3.) *Not a motorcycle.*
 • Say: This vehicle is not a motorcycle. (Tap 6.) *This vehicle is not a motorcycle.*
 m. (Point to boat.) This vehicle is a boat.
 • What kind of vehicle is this? (Tap 2.) *A boat.*
 Say the whole thing. (Tap 5.) *This vehicle is a boat.*
 Repeat steps l and m until firm.

EXERCISE 9 GREETINGS



9

- a. (Point to **How are you?**) I say: How are you? What do I say? (Tap 3.) *How are you?*
 • (Point to **Good.**) You say, good. What do you say? (Tap.) *Good.*

- (Point to **Fine.**) I say: How are you? You say, fine. What do you say? (Tap.) *Fine.*
 • (Point to **Okay.**) I say: How are you? You say, okay. What do you say? (Tap.) *Okay.*
 • (Point to **Not good.**) I say: How are you? You say, not good. What do you say? (Tap 2.) *Not good.*
 Repeat step a until firm.

- b. (Point to **How are you?**) How are you? (Point to **Not good.**) (Tap 2.) *Not good.*
 • (Point to **How are you?**) How are you? (Point to **Not good.**) (Tap 2.) *Not good.*
 • (Point to **How are you?**) How are you? (Point to **Okay.**) (Tap.) *Okay.*
 • (Point to **How are you?**) How are you? (Point to **Fine.**) (Tap.) *Fine.*
 • (Point to **How are you?**) How are you? (Point to **Not good.**) (Tap 2.) *Not good.*
 • (Point to **How are you?**) How are you? (Point to **Good.**) (Tap.) *Good.*
 Repeat step b until firm.

EXERCISE 10 I WAS _____ING

- a. **My turn:** I am standing up.
 • (Sit down.) **I was** standing up.

- b. **Do it with me.** Stand up. (Stand up with students, then say:) *I am standing up.*
 • (Prompt students to sit down.) (Sit down with students, then say:) **I was** standing up.
 Repeat step b until firm.

- c. **Your turn:** Clap. (Clap with students.)
 • **I am clapping.** (Keep clapping.) (Prompt students to keep clapping.)
 • Say it with me. (Tap 3.) *I am clapping.*
 d. **Stop.** (Stop clapping.) (Prompt students to stop clapping, then say:) **I was** clapping.
 • Say it with me. (Tap 3.) *I was clapping.*
 Repeat steps c and d until firm.

- e. Your turn: Clap. ✓
Say the whole thing about I **am**. (Tap 3.)
I am clapping.
- Stop. ✓
Say the whole thing about I **was**. (Tap 3.)
I was clapping.

Repeat step e until firm.

- f. Nod. ✓
Say the whole thing about I **am**. (Tap 3.)
I am nodding.
- Stop. ✓
Say the whole thing about I **was**. (Tap 3.)
I was nodding.

Repeat step f until firm.


- g. Stand up. ✓
Say the whole thing about I **am**. (Tap 4.)
I am standing up.
- Sit down. ✓
Say the whole thing about I **was**. (Tap 4.)
I was standing up.

- h. Are you standing now? (Tap.) *No.*

Repeat steps g and h until firm.

EXERCISE 11

GREETINGS



- a. (Point to **How are you doing?**)
- My turn: I say: *How are you doing?*
 - Say: *How are you doing?* (Tap 4 as you and students say: *How are you doing?*)
 - Your turn: Say: *How are you doing?* (Tap 4.)
How are you doing?

Repeat step a until firm.

- b. (Point to **Good.**) *What do you say?* (Tap.)
Good.
- (Point to **How are you doing?**) *How are you doing?*
(Point to **Fine.**) (Tap.) *Fine.*
 - (Point to **How are you doing?**) *How are you doing?*
(Point to **Good.**) (Tap.) *Good.*
- c. *How are you doing?* (Point to **Fine.**) (Tap.) *Fine.*
- How are you doing?* (Point to **Okay.**) (Tap.) *Okay.*
 - How are you doing?* (Point to **Not good.**) (Tap 2.) *Not good.*

Repeat steps b and c until firm.

- d. You say: *How are you doing?* I say, *good.*
- (Point to **How are you doing?**)
Say: *How are you doing?* (Tap 4.) *How are you doing?*
 - (Point to **Good.**) (Smile and say:) *Good.*
(Point to **Good.**) Say it. (Tap.) *Good.*
- e. (Point to **How are you doing?**)
Say it. (Tap 4.) *How are you doing?*
- (Point to **Not good.**)
(Frown and say:) *Not good.*
(Point to **Not good.**) Say it. (Tap 2.) *Not good.*

Repeat steps d and e until firm.

- f. (Point to **How are you doing?**)
Say it. (Tap 4.) *How are you doing?*
- (Point to **Okay.**) (Straight face and say:) *Okay.*
(Point to **Okay.**) Say it. (Tap.) *Okay.*
- g. (Point to **How are you doing?**)
Say it. (Tap 4.) *How are you doing?*
- (Point to **Fine.**) Say it. (Tap.) *Fine.*

Repeat steps f and g until firm.

- h. (Point to **How are you?**) You say: *How are you?*
Say it. (Tap 3.) *How are you?*
- (Point to **Fine.**) Say it. (Tap.) *Fine.*
- i. (Point to **How are you?**) Say it. (Tap 3.) *How are you?*
- (Point to **Good.**) Say it. (Tap.) *Good.*
- j. (Point to **How are you?**) Say it. (Tap 3.) *How are you?*
- (Point to **Not good.**) Say it. (Tap 2.) *Not good.*

Repeat steps h through j until firm.

EXERCISE 12 THIS IS NOT ING

- a. (Tell a student to stand up.)
- Who is standing up? (Tap.) [Students respond.]
 - What is [student's name] doing? (Tap 2.)
Standing up.
Say the whole thing about [student's name].
(Tap 4.) *[Student's name] is standing up.*
- b. (Tell the student to sit down.)
- (Point to the student.) Is this student standing up? (Tap.) *No.*
 - This student is not standing up.
Say the whole thing. (Tap 6.) *This student is not standing up.*

Repeat steps a and b until firm.

- c. Is this student eating? (Tap.) *No.*
- This student is not eating.
Say the whole thing. (Tap 5.) *This student is not eating.*
 - Is this student sleeping? (Tap.) *No.*
Say the whole thing. (Tap 5.) *This student is not sleeping.*
 - Is this student riding? (Tap.) *No.*
Say the whole thing. (Tap 5.) *This student is not riding.*
- d. Is this student sitting? (Tap.) *Yes.*
- Say the whole thing. (Tap 4.) *This student is sitting.*
 - Is this student standing? (Tap.) *No.*
Say the whole thing. (Tap 5.) *This student is not standing.*

Repeat steps c and d until firm.

- e. (Tell another student to smile.)
- Who is smiling? (Tap.) [Students respond.]
 - What is [student's name] doing? (Tap.) *Smiling.*
- f. (Tell student to stop smiling.)
- Is [student's name] smiling? (Tap.) *No.*
Say the whole thing. (Tap 4.) *[Student's name] is not smiling.*
 - Was [student's name] smiling? (Tap.) *Yes.*
Say the whole thing. (Tap 3.) *[Student's name] was smiling.*

Repeat steps e and f until firm.

- g. (Tell the student to wave.) [Student responds.]
- (Tell student to stop.) [Student responds.]
- h. Is [student's name] waving? (Tap.) *No.*
- Was [student's name] waving? (Tap.) *Yes.*
Say the whole thing. (Tap 3.) *[Student's name] was waving.*

Repeat steps g and h until firm.

- i. Tell me to wave. (Tap.) *Wave.* (Wave and keep waving.)
- Am I waving? (Tap.) *Yes.*
Say the whole thing. (Tap 3.) *You are waving.*
 - Am I clapping? (Tap.) *No.*
Say the whole thing. (Tap 4.) *You are not clapping.*
 - Am I running? (Tap.) *No.*
Say the whole thing. (Tap 4.) *You are not running.*
- j. What am I doing? (Tap.) *Waving.*

Repeat steps i and j until firm.

EXERCISE 13 THE IS ING S TO

13



- a. (Point to teacher.) This is a teacher.
What is this? (Tap 2.) *A teacher.*
- (Point to students.) These are students.
What are these? (Tap.) *Students.*
- b. The teacher is teaching students.
Say the whole thing. (Tap 5.) *The teacher is teaching students.*

Repeat steps a and b until firm.

- c. My turn: The teacher is teaching students to count.
- What is the teacher doing? Teaching students to count.

- d. Your turn: What is the teacher doing? (Tap 4.)
Teaching students to count.
Say the whole thing. (Tap 7.) *The teacher is teaching students to count.*

Repeat step d until firm.

- e. What is the teacher teaching students?
(Tap 2.) *To count.*
Say the whole thing about what **the teacher is teaching students.** (Tap 7.) *The teacher is teaching students to count.*
- What is the teacher teaching students?
(Tap 2.) *To count.*
Say the whole thing about what the teacher is doing. (Tap 7.) *The teacher is teaching students to count.*

Repeat step e until firm.

- f. What are the students **learning**? (Tap 2.)
To count.
- Yes, the students are learning to count.
Say the whole thing about what the students are learning. (Tap 6.) *The students are learning to count.*
- g. Who is teaching the students to count?
(Tap 2.) *The teacher.*
- Who is learning to count? (Tap 2.) *The students.*
Say the whole thing about the students.
(Tap 6.) *The students are learning to count.*

Repeat steps f and g until firm.

EXERCISE 14 COUNT 1–10

12 1 2 3 4 5 6 7 8 9 10

- a. (Point to numbers.) My turn: What are these?
Numbers.
- Your turn: What are these? (Tap.) *Numbers.*
- Yes, these are numbers.
Say the whole thing. (Tap 3.) *These are numbers.*
- b. My turn to start with **1** and say these numbers: (Touch numbers as you count:)
1, 2, 3, 4, 5, 6, 7, 8, 9, 10.
- Your turn: Start with **1** and say these numbers. (Touch numbers as students count:)
1, 2, 3, 4, 5, 6, 7, 8, 9, 10.
- c. (Point to **6**.) What number is this? (Tap.) *6.*
- (Point to **10**.) What number is this? (Tap.) *10.*
- (Point to **1**.) What number is this? (Tap.) *1.*

Repeat steps a through c until firm.

- d. (Face students.)
- Everybody, tell me to count to **6**. (Tap 3.)
Count to 6. 1, 2, 3, 4, 5, 6.
 - What did I count to? (Tap.) *6.*
 - Your turn: Count to **6**. (Tap 6 times.)
1, 2, 3, 4, 5, 6.

Repeat step d until firm.

- e. Tell me to count to **8**. (Tap 3.) *Count to 8.*
1, 2, 3, 4, 5, 6, 7, 8.
- What did I count to? (Tap.) *8.*

Repeat step e until firm.

- f. My turn to start with **1** and count to **9**: 1, 2, 3, 4, 5, 6, 7, 8, 9.
- Your turn: Start with **1** and count to **9**.
(Tap 9 times.) *1, 2, 3, 4, 5, 6, 7, 8, 9.*
- Your turn: Start with **4** and count to **10**.
(Tap 7 times.) *4, 5, 6, 7, 8, 9, 10.*
- Your turn: Start with **7** and count to **10**.
(Tap 4 times.) *7, 8, 9, 10.*

Repeat step f until firm.

- g. My turn to count: 3, 4, 5, 6, 7.
Again: 3, 4, 5, 6, 7.
- What number did I start with? (Tap.) *3.*
- What number did I count to? (Tap.) *7.*

Repeat step g until firm.

- h. Listen to me count: 4, 5, 6, 7, 8, 9.
Again: 4, 5, 6, 7, 8, 9.
- What number did I start with? (Tap.) *4.*
- What number did I count to? (Tap.) *9.*
- i. Listen to me count: 2, 3, 4, 5, 6, 7, 8, 9, 10.
Again: 2, 3, 4, 5, 6, 7, 8, 9, 10.
- What number did I start with? (Tap.) *2.*
- What number did I count to? (Tap.) *10.*

Repeat steps h and i until firm.

INDIVIDUAL TURNS

(Call on individual students to do the following task:)

- My turn to count: 3, 4, 5, 6, 7.
Again: 3, 4, 5, 6, 7.
What number did I start with? *3.*
What number did I count to? *7.*

EXERCISE 15

THIS VEHICLE IS A

15



- a. (Point to vehicles.) **These are vehicles.**
 • **What are these?** (Tap.) *Vehicles.*
Say the whole thing. (Tap 3.) *These are vehicles.*
Repeat step a until firm.

- b. (Point to car.) **Is this vehicle a boat?** (Tap.) *No.*
This vehicle is not a boat.
 • **Say it with me.** (Tap 6.) *This vehicle is not a boat.*
 • **Your turn: Say the whole thing.** (Tap 6.)
This vehicle is not a boat.
 c. (Point to boat.) **Is this vehicle a boat?**
 (Tap.) *Yes.*
Say the whole thing about this vehicle. (Tap 5.)
This vehicle is a boat.

Repeat steps b and c until firm.

- d. (Point to bicycle.) **Is this vehicle a car?**
 (Tap.) *No.*
Say the whole thing about this vehicle. (Tap 6.)
This vehicle is not a car.
 • **What kind of vehicle is this?** (Tap 2.) *A bicycle.*
Say the whole thing about this vehicle. (Tap 5.)
This vehicle is a bicycle.

Repeat step d until firm.

- e. (Point to boat.) **Is this vehicle a boat?**
 (Tap.) *Yes.*
Say the whole thing about this vehicle. (Tap 5.)
This vehicle is a boat.
 • **What kind of vehicle is this?** (Tap 2.) *A boat.*
Say the whole thing about this vehicle. (Tap 5.)
This vehicle is a boat.

Repeat step e until firm.

- f. (Point to car and boat.) **Are these vehicles?**
 (Tap.) *Yes.*
Say the whole thing. (Tap 3.) *These are vehicles.*
Repeat step f until firm.

INDIVIDUAL TURNS


(Call on individual students to do one of the following tasks:)

- (Point to vehicles.) **What are these?** *Vehicles.*
Say the whole thing. *These are vehicles.*
- (Point to car.) **Is this vehicle a boat?** *No.*
Say the whole thing about this vehicle.
This vehicle is not a boat.
- (Point to boat.) **What kind of vehicle is this?**
A boat.
Say the whole thing about this vehicle.
This vehicle is a boat.

EXERCISE 16

THESE ARE S

16



- a. (Point to 2 trees.) **What are these?** (Tap.) *Trees.*
Say the whole thing. (Tap 3.) *These are trees.*
 • **Are these vehicles?** (Tap.) *No.*
Say the whole thing. (Tap 4.) *These are not vehicles.*

Repeat step a until firm.

- b. (Point to 2 boys.) **What are these?** (Tap.) *Boys.*
Say the whole thing. (Tap 3.) *These are boys.*
 • (Point to 2 girls.) **What are these?** (Tap.) *Girls.*
Say the whole thing. (Tap 3.) *These are girls.*
 • (Point to 1 tree.) **What is this?** (Tap 2.) *A tree.*
Say the whole thing. (Tap 4.) *This is a tree.*
 • (Point to 1 boy.) **What is this?** (Tap 2.) *A boy.*
Say the whole thing. (Tap 4.) *This is a boy.*
 • (Point to 1 girl.) **What is this?** (Tap 2.) *A girl.*
Say the whole thing. (Tap 4.) *This is a girl.*

Repeat step b until firm.

- c. (Point to 2 girls.) *What are these?* (Tap.) *Girls.*
Say the whole thing. (Tap 3.) *These are girls.*
 • *Are these boys?* (Tap.) *No.*
Say the whole thing. (Tap 4.) *These are not boys.*

Repeat step c until firm.

EXERCISE 17

YOU ARE ING

17



- a. *Tell me to touch a coat.* (Tap 3.) *Touch a coat.* (Touch.)
 • *Tell me to touch two coats.* (Tap 3.) *Touch two coats.* (Touch.)

Repeat step a until firm.

- b. *Tell me to touch a boat.* (Tap 3.) *Touch a boat.* (Touch and keep touching.)
 • *What am I touching?* (Tap 2.) *A boat.*
Say the whole thing about what I am doing. (Tap 5.) *You are touching a boat.*

Repeat step b until firm.

- c. *Tell me to touch two vehicles.* (Tap 3.) *Touch two vehicles.* (Touch.)
 • *What am I touching?* (Tap 2.) *Two vehicles.*
Say the whole thing about what I am doing. (Tap 5.) *You are touching two vehicles.*

Repeat step c until firm.

- d. *Tell me to touch two coats.* (Tap 3.) *Touch two coats.* (Touch.)
 • *Am I touching one coat or two coats?* (Tap 2.) *Two coats.*
Say the whole thing about what I am doing. (Tap 5.) *You are touching two coats.*

Repeat step d until firm.

INDIVIDUAL TURNS

(Call on individual students to do one of the following tasks:)

- Tell me to touch a boat.* *Touch a boat.* (Touch.)
What am I touching? *A boat.*
Say the whole thing about what I am doing.
You are touching a boat.
- Tell me to touch two vehicles.* *Touch two vehicles.* (Touch.)
What am I touching? *Two vehicles.*
Say the whole thing about what I am doing.
You are touching two vehicles.